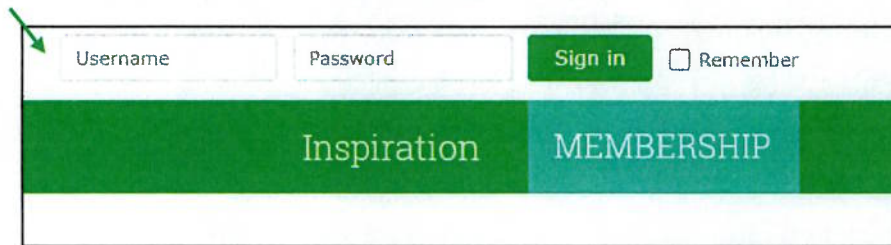


Accessing the IXL Summer Boost Skill Plan

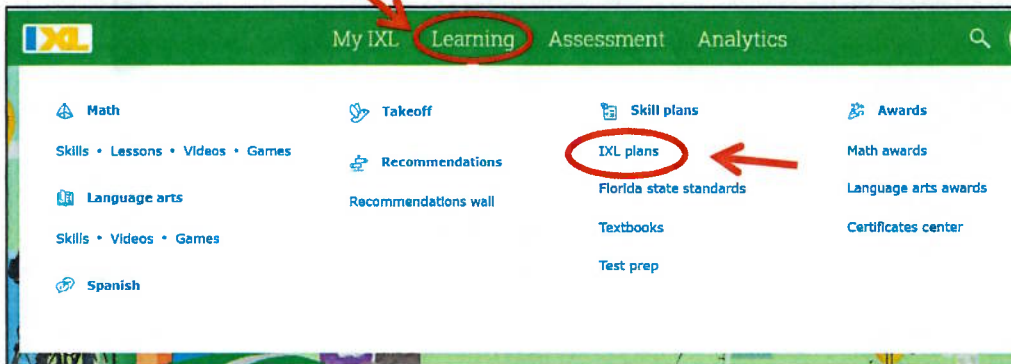
* These Skill Plans are **MANDATORY** and will be graded at the beginning of the school year!

1. First, login to your child's IXL account at www.ixl.com. If you do not know your login information, email your student's teacher for login info. **Make sure you are completely logged in before attempting any skills:**

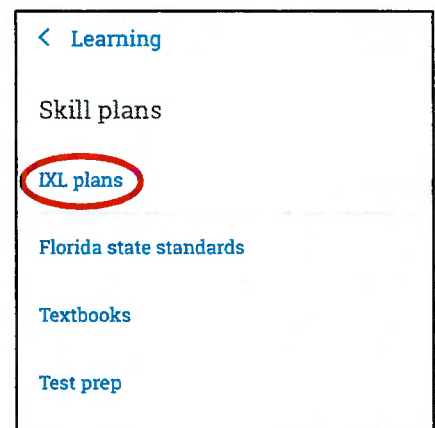
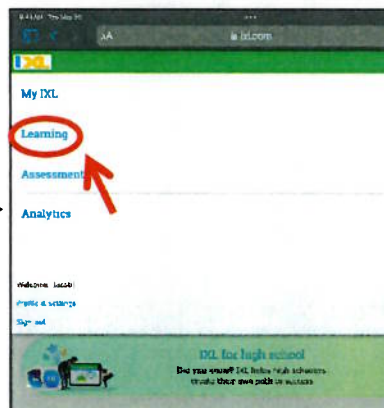
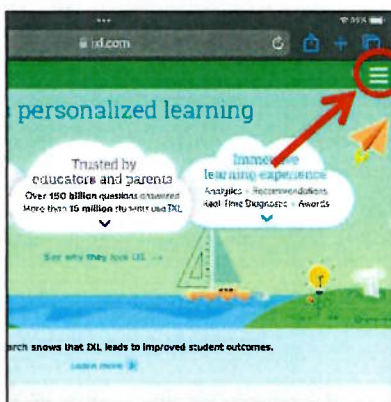


2. If you are on a computer, click on the Learning Tab and choose the IXL Plans link. If you are on a tablet, you might need to click on the drop-down menu on the top right corner of the screen:

On a desktop computer:




On an iPad or tablet:

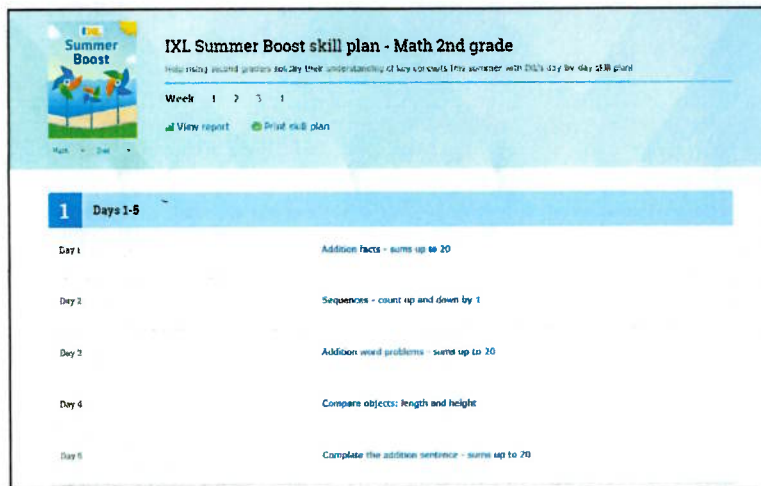


*After clicking learning click skill plans

3. Once you are looking at the possible skill plans, look for the Plan labeled: **IXL Summer Boost: Math** and/or **IXL Summer Boost: Language Arts**. Click on the label and choose the grade level your child will be going into to begin practicing.



4. Once there, you will see a four-week skill plan. Students should work on one Language Arts and one Math skill per day according to the schedule. **Remember, students must get at least an 80 in a section to be considered proficient at that skill!**



5. With that, you are all set! Please have your child take the time to read and check when they get a question wrong. **They need to read the explanation and watch any videos so that they can learn and improve on the next attempt!** Taking the time to watch your child attempt a question goes a long way in helping them truly master that skill. Thank you in advance, and see you next school year!